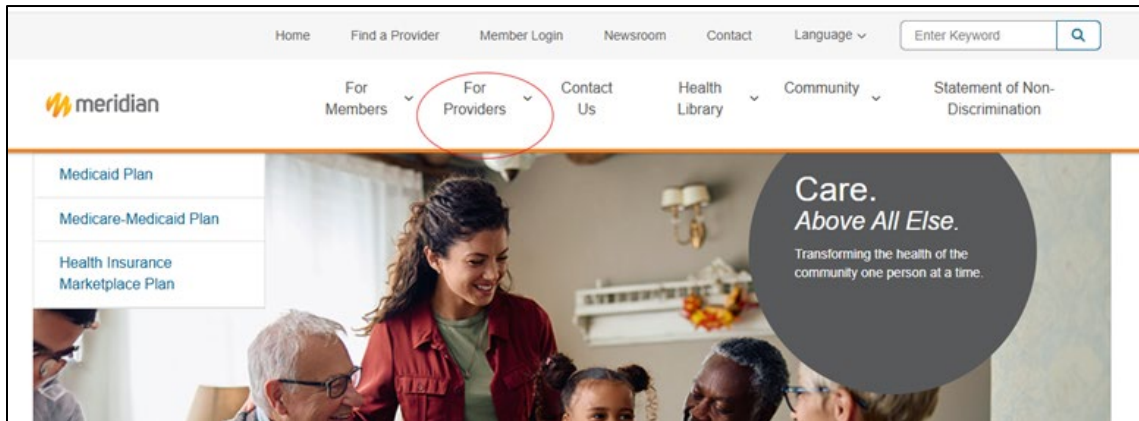


CAPE Payments in Provider Portal

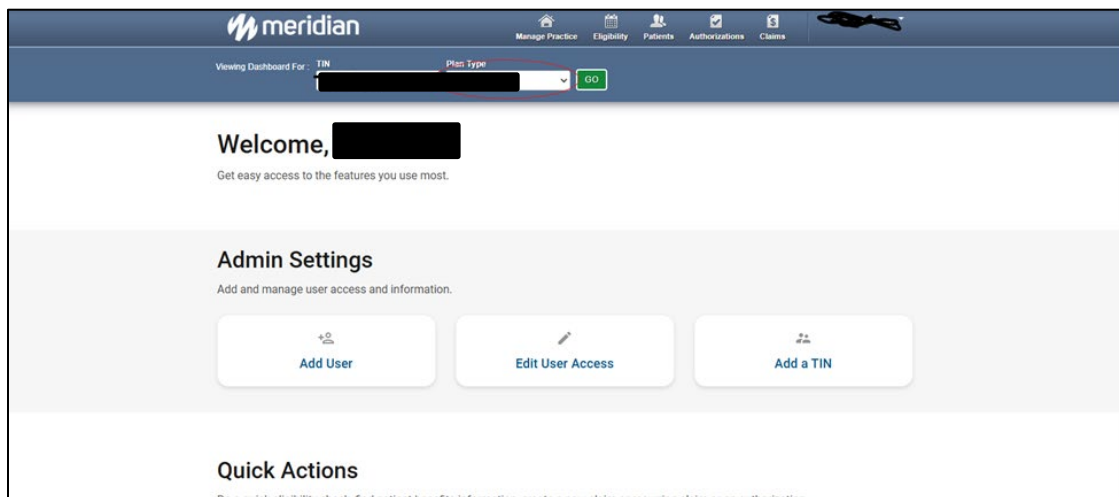
Provider Guide

1. Go to **mimeridian.com**

2. Click on Providers

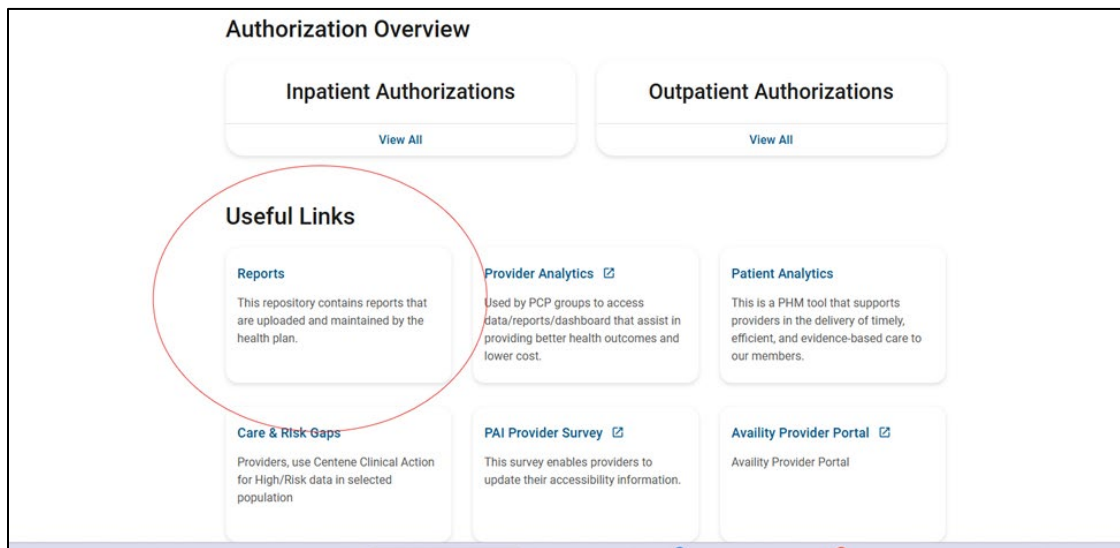


3. Click on the drop-down menu to select **Login**. Once you are logged into the provider portal, you will see this screen.




Meridian, Wellcare, and Ambetter are affiliated products serving Medicaid, Medicare, and Health Insurance Marketplace members respectively. The information here is representative of our network of products. If you have any questions, please contact Provider Relations.

NOTE: At the top of the screen, for the plan type select MMP Medicaid and hit go. Then scroll to the bottom of the screen and click on "Reports" under Useful Links.



NOTE: If you don't find CAPE Payments under the Line of Business chosen in the beginning, scroll to the top of the screen and change the line of business until you find CAPE Payments.



Eligibility
Patients
Authorizations
Claims
Ashlee Erbes

Viewing Patients For : TIN
382053619
Plan Type
MI-MMP Medicaid
GO
Find Patient

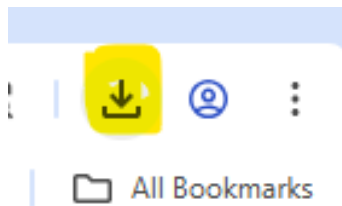
Reports
Reports

GROUP NAME	DOCUMENT TITLE	DOCUMENT NAME	REPORT DATE
Capitation Reports	CAPE_MI_MIC012738_382053619_MEDICAID_DETAIL_MIMRMCDACH_MRMICSHCS_202505.txt		2025-05-16
Capitation Reports	CAPE_MI_MIC012738_382053619_MEDICAID_SUMMARY_MIMRMCDACH_MRMICSHCS_202505.xlsx		2025-05-16
Capitation Reports	CAPE_MI_MIC012738_382053619_MEDICAID_SUMMARY_MIMRMCDACH_MRMICSHCS_202504.xlsx		2025-04-17
Capitation Reports	CAPE_MI_MIC012738_382053619_MEDICAID_SUMMARY_MIMRMCDACH_MRMICSHCS_202504.xlsx		2025-04-17
Capitation Reports	CAPE_MI_MIC012738_382053619_MEDICAID_DETAIL_MIMRMCDACH_MRMICSHCS_202504.txt		2025-04-17
Capitation Reports	CAPE_MI_MIC012738_382053619_MEDICAID_DETAIL_MIMRMCDACH_MRMICSHCS_202504.txt		2025-04-17

4. On the right side of the screen is the latest CAPE Payment Report. Click on the report with the .XLSX at the end of the report.

Capitation Reports	CAPE_MI_MIC012738_382053619_MEDICAID_SUMMARY_MIMRMCDACH_MRMICSHCS_202505.xlsx	2025-05-16
--------------------	---	------------

5. In the upper right corner of the screen, the downloadable report appears. Click on the arrow.



6. The CAPE Payment Report will open in Excel to the Summary Overview tab.

Contracted Entity ID - 0000

Contracted Entity Name - 0000

Contract Identifier - 00000000

Contracted Entity TAX ID - 0000000000

TAX ID (Pay to) - 00000000

Line of Business - Medicaid

CAP Month - 2025-05

Monthly Summary Overview Report

2063 Momentum Place

Chicago
Illinois
60689-0001

Capitation Category	LOB	Product	Current Members	Member Months	Current Payment	Total Payment
Care Management-Payment	Medicaid	Medicaid Expansion CSHCS	3	4	\$ 18.00	\$ 24.00
Care Management-Payment	Medicaid	SSI/ABD CSHCS	9	9	\$ 72.00	\$ 72.00
Care Management-Payment	Medicaid	TANF CSHCS	5	5	\$ 20.00	\$ 20.00
					Current Payment	\$ 110.00
					Retro Payment	\$ 6.00
					Total Payment	\$ 116.00
					Total Adjustments	\$ -
					Balance Carried Forward	\$ -
					Grand Total	\$ 116.00

Summary Overview

Detail Report

Data Dictionary

7. Click on the Practitioner tab so you can see which practitioners received payments.

